

Iraq Stock Exchange



Trading Session Thursday 23/5/2024 -

Traded Volume 1,469,357,039

ISX Index 60 927.20

Previous ISX Index60 991.34

Change % -6.47

Change -64.14

Listed Companies 103

Traded Companies 40

General Assembly Co. 3

Suspended Co. 2

Bulletin No (97) of 2024

Traded Value 1,972,362,104 Trades 787

ISX Index 15 1037.69

Previous ISX Index15 1067.81

Change % -2.82

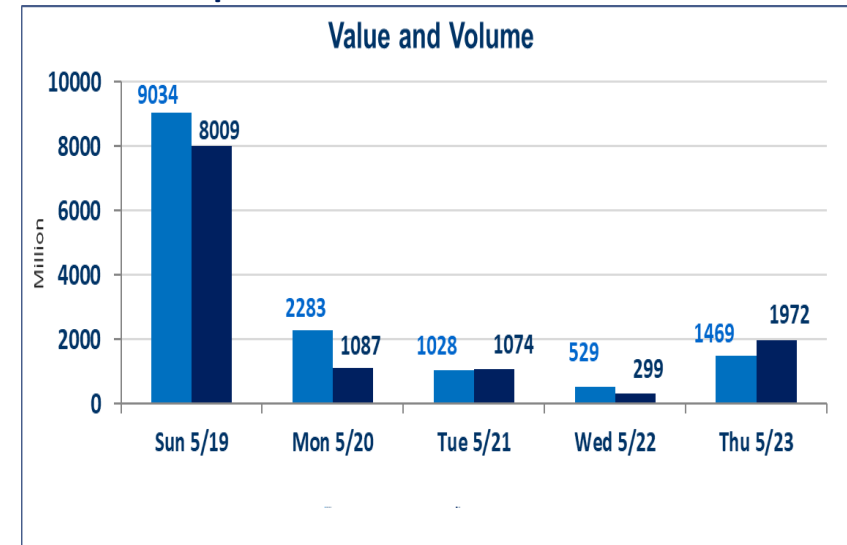
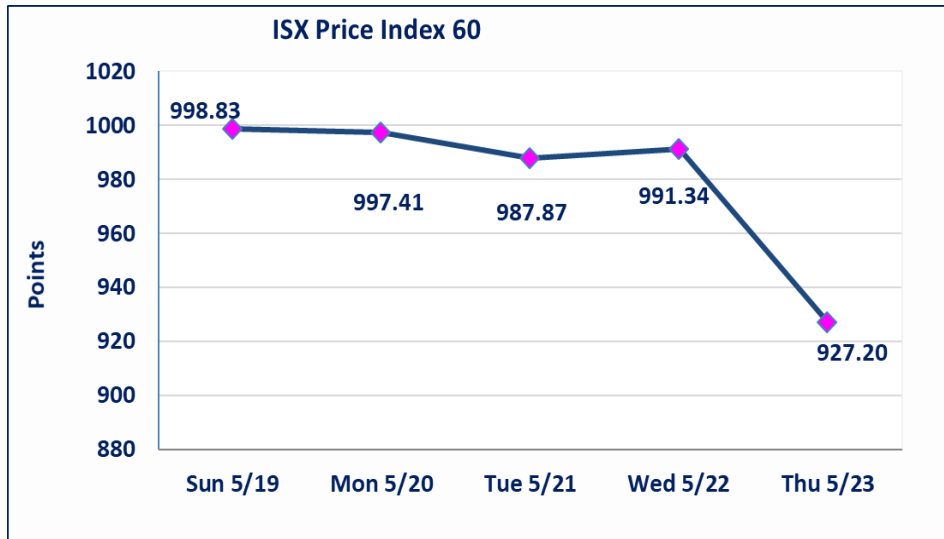
Change -30.12

Non Traded Co. 58

High Companies 6

Low Companies 12

Un Listed Companies OTC 2



Gainers

Company Name	Closing Price	Change (%)	Traded Volume
Investment Bank of Iraq	0.400	5.26	56,100,798
Al-Khatem Telecoms	2.700	3.85	528,825
Gulf Commercial Bank	0.280	3.70	260,300,553
Dar Al-Salam for Insurance	0.840	1.20	1,500,000
Al-Hilal Industries	0.990	1.02	100,000

Losers

Company Name	Closing Price	Change (%)	Traded Volume
Middle East Bank	0.110	-8.33	410,128,016
Mosul Bank For Investment	0.170	-5.56	129,001,000
Ashur International Bank	0.290	-3.33	43,015,123
Iraqi Islamic Bank	1.170	-2.50	37,574,142
Ready Made Clothes	3.500	-1.41	4,000

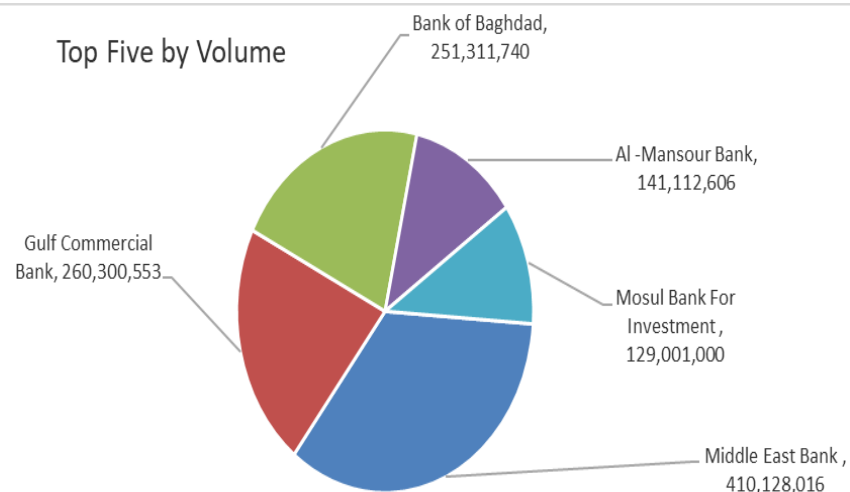
Traded Volume

Company Name	Closing Price	Change (%)	Traded Volume
Middle East Bank	0.110	-8.33	410,128,016
Gulf Commercial Bank	0.280	3.70	260,300,553
Bank of Baghdad	3.350	-19.47	251,311,740
Al -Mansour Bank	1.340	-6.29	141,112,606
Mosul Bank For Investment	0.170	-5.56	129,001,000

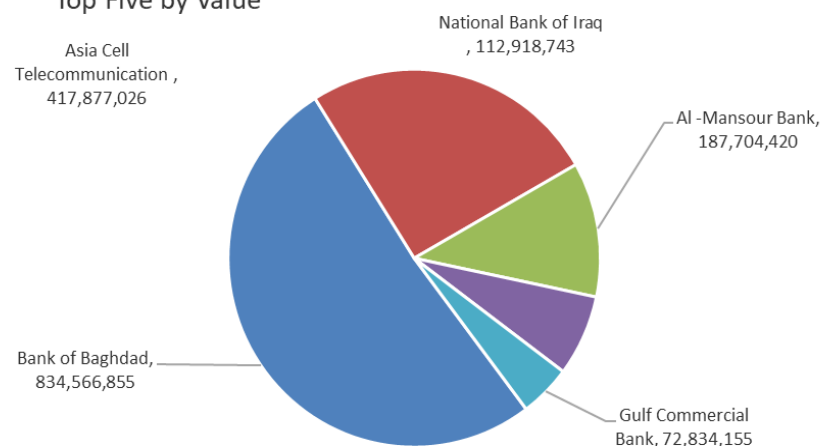
Traded Value

Company Name	Closing Price	Change (%)	Traded Value
Bank of Baghdad	3.350	-19.47	834,566,855
Asia Cell Telecommunication	9.450	0.53	417,877,026
Al -Mansour Bank	1.340	-6.29	187,704,420
National Bank of Iraq	2.830	-0.70	112,918,743
Gulf Commercial Bank	0.280	3.70	72,834,155

Top Five by Volume



Top Five by Value



Regular Market Bulletin No (97)



Company Name	Code	opening Price	highest price	lowest price	Average price	Prev Average price	Closing Price	prev closing price	change (%)	No.of Trades	Traded Volume	Traded Value
Banks Sector												
Ashur International Bank	BASH	0.300	0.300	0.290	0.300	0.300	0.290	0.300	-3.33	19	43,015,123	12,889,915
Bank of Baghdad	BBOB	3.400	3.400	3.000	3.320	4.150	3.350	4.160	-19.47	197	251,311,740	834,566,855
Commercial Bank of Iraq	BCOI	0.890	0.890	0.890	0.890	0.890	0.890	0.890	0.00	2	2,129,000	1,894,810
Economy Bank	BEFI	0.220	0.220	0.220	0.220	0.220	0.220	0.220	0.00	1	2,000,000	440,000
Gulf Commercial Bank	BGUC	0.270	0.280	0.270	0.280	0.270	0.280	0.270	3.70	41	260,300,553	72,834,155
Investment Bank of Iraq	BIBI	0.390	0.400	0.390	0.400	0.380	0.400	0.380	5.26	24	56,100,798	22,263,306
Iraqi Islamic Bank	BIIB	1.200	1.200	1.170	1.180	1.210	1.170	1.200	-2.50	36	37,574,142	44,368,738
Middle East Bank	BIME	0.110	0.110	0.110	0.110	0.120	0.110	0.120	-8.33	22	410,128,016	45,114,082
Mosul Bank For Investment	BMFI	0.170	0.170	0.170	0.170	0.180	0.170	0.180	-5.56	21	129,001,000	21,930,170
Al -Mansour Bank	BMNS	1.360	1.360	1.290	1.330	1.440	1.340	1.430	-6.29	125	141,112,606	187,704,420
National Bank of Iraq	BNOI	2.850	2.900	2.830	2.860	2.840	2.830	2.850	-0.70	66	39,483,678	112,918,743
Sumer Commerical Bank	BSUC	0.100	0.100	0.100	0.100	0.100	0.100	0.100	0.00	2	8,950,000	895,000
United Bank	BUND	0.080	0.080	0.080	0.080	0.080	0.080	0.080	0.00	1	1,000	80
Total Of Banks Sector										557	1,381,107,656	1,357,820,274
Telecommunication Sector												
Asia Cell Telecommunication	TASC	9.450	9.450	9.350	9.370	9.410	9.450	9.400	0.53	75	44,600,326	417,877,026
Al-Khatem Telecoms	TZNI	2.750	2.750	2.700	2.750	2.600	2.700	2.600	3.85	2	528,825	1,452,769
Total Of Telecommunication										77	45,129,151	419,329,795
Insurance Sector												
Al-Ameen for Insurance	NAME	0.600	0.600	0.600	0.600	0.600	0.600	0.600	0.00	2	355,018	213,011
Dar Al-Salam for Insurance	NDSA	0.840	0.840	0.840	0.840	0.830	0.840	0.830	1.20	1	1,500,000	1,260,000
Total Of InsuranceSector										3	1,855,018	1,473,011
Services Sector												
Baghdad -Iraq Transportatio	SBPT	37.000	37.000	37.000	37.000	37.250	37.000	37.250	-0.67	5	201,000	7,437,000
Kharkh Tour Amuzement Cit	SKTA	4.650	4.650	4.650	4.650	4.650	4.650	4.650	0.00	10	300,000	1,395,000
Al-Mosul for funfairs	SMOF	8.700	8.700	8.700	8.700	8.700	8.700	8.700	0.00	1	1,000	8,700
Mamoura Realestate Invest	SMRI	6.940	6.970	6.940	6.960	7.000	6.970	7.000	-0.43	4	605,000	4,209,700
Total Of Services Sector										20	1,107,000	13,050,400
Industry Sector												
Baghdad Soft Drinks	IBSD	4.250	4.280	4.220	4.260	4.260	4.280	4.280	0.00	30	9,142,309	38,910,382
Iraqi Marketing Date	IIDP	1.680	1.680	1.670	1.680	1.680	1.670	1.680	-0.60	2	1,000,000	1,675,000
Iraqi Engineering Works	IIEW	3.850	3.850	3.850	3.850	3.850	3.850	3.850	0.00	2	360,028	1,386,108
Al-Kindi of Veterinary Vaccin	IKLV	1.650	1.650	1.650	1.650	1.660	1.650	1.650	0.00	3	40,000	66,000
Al-Mansour Pharmaceutical	IMAP	1.850	1.850	1.840	1.840	1.840	1.840	1.840	0.00	16	8,287,784	15,249,574
Metallic Industries and Bicyc	IMIB	1.850	1.850	1.850	1.850	1.850	1.850	1.850	0.00	2	400,000	740,000
Ready Made Clothes	IRMC	3.500	3.500	3.500	3.500	3.550	3.500	3.550	-1.41	1	4,000	14,000
Total Of Industry Sector										56	19,234,121	58,041,064

Company Name	Code	opening Price	highest price	lowest price	Average price	Prev Average price	Closing Price	prev closing price	change (%)	No.of Trades	Traded Volume	Traded Value
Hotels Sector												
Baghdad Hotel	HBAG	10.900	10.900	10.900	10.900	10.900	10.900	10.900	0.00	2	5,000,000	54,500,000
Ishtar Hotel	HISH	9.500	9.600	9.500	9.570	9.600	9.600	9.600	0.00	10	1,550,263	14,842,549
Al-Mansour Hotel	HMAN	45.000	45.000	45.000	45.000	45.000	45.000	45.000	0.00	2	46,183	2,078,235
Total Of Hotels Sector										14	6,596,446	71,420,784
Agriculture Sector												
Al-Ahlyia agricultural products	AAHP	0.950	0.950	0.950	0.950	0.950	0.950	0.950	0.00	2	750,000	712,500
Iraqi Agricultural Products	AIRP	23.850	23.850	23.850	23.850	22.100	23.850	24.000	-0.62	1	20,000	477,000
Iraqi for Seed Production	AISP	8.080	8.090	8.050	8.060	8.050	8.050	8.050	0.00	42	4,479,221	36,112,729
Modern for Animal Products	AMAP	0.450	0.450	0.450	0.450	0.450	0.450	0.450	0.00	1	1,000	450
Total Of Agriculture Sector										46	5,250,221	37,302,679
Total Of Regular										773	1,460,279,613	1,958,438,006

Undisclosed Platform Companies Bulletin (97)

Company Name	Code	opening Price	highest price	lowest price	Average price	Prev Average price	Closing Price	prev closing price	change (%)	No.of Trades	Traded Volume	Traded Value
Industry Sector												
Al-Hilal Industries	IHLI	0.990	0.990	0.990	0.990	0.980	0.990	0.980	1.02	1	100,000	99,000
Iraqi Carton Manufacturies	IICM	1.110	1.120	1.090	1.110	1.120	1.120	1.120	0.00	6	3,500,000	3,880,000
National Chemical &Plastic	INCP	1.850	1.850	1.850	1.850	1.850	1.850	1.850	0.00	5	4,719,426	8,730,938
The Light Industries	ITLI	0.720	0.720	0.720	0.720	0.720	0.720	0.720	0.00	1	728,000	524,160
Total Of Industry Sector										13	9,047,426	13,234,098
Hotels Sector												
Palestine Hotel	HPAL	23.000	23.000	23.000	23.000	23.000	23.000	23.000	0.00	1	30,000	690,000
Total Of Hotels Sector										1	30,000	690,000
Total of un disclosed										14	9,077,426	13,924,098
Grand Total										787	1,469,357,039	1,972,362,104

Iraq Stock Exchange
Non Iraqis' Bulletin Thursday May 23 2024
Regular Market



Non Iraqi Trading of Regular Market (Buy)

Company Names	Code	No.of trades	Traded Shares	Trading Volume
Banks Sector				
Bank Of Baghdad	BBOB	25	28,000,000	93,063,319
Total Bank sector		25	28,000,000	93,063,319
Grand Total		25	28,000,000	93,063,319

Non Iraqi Trading of Regular Market (Sell)

Company Names	Code	No.of trades	Traded Shares	Trading Volume
Banks Sector				
Bank Of Baghdad	BBOB	4	5,000,000	16,610,000
Total Bank sector		4	5,000,000	16,610,000
Telecommunication Sector				
Asia cell	TASC	62	42,000,000	393,326,445
Total Telecommunication sector		62	42,000,000	393,326,445
Grand Total		66	47,000,000	409,936,445

Iraq Stock Exchange



Trading Session Thursday 23/5/2024

Not Trading OTC

Company Name	Code	Previous Average price
Rabee Securities	FRSE	—
Karmal Brokerage	FKSX	10.000



Not Trading Bonds Bulletin

Bond type	Publish type	Code	last trading price	immortilize date
Banaa Bonds / million ID	First	CB10	1030000	10/12/2025
Banaa Bonds / million ID	second	CB20	964981	19/12/2025
Amara Bonds /500 thousand	First	CB25	—	9/10/2025
Amara Bonds /Million ID	First	CB30	984000	9/10/2027
Amara Bonds /500 thousand	Second	CB35	—	—
Amara Bonds /Million ID	Second	CB40	—	—
Amara Bonds /500 thousand	Third	CB45	—	—
Amara Bonds /Million ID	Third	CB50	—	—

Iraq Stock Exchange non trading companies on Thursday 23/5/2024

Company Names	Code	Previous Average Price	Closing Price
Banking Sector			
Cihan Islamic Bank	BCIH	2.200	2.200
Asia Al Iraq Islamic Bank	BAIB	0.900	0.900
Elaf Islamic Bank	BELF	0.470	0.470
National Islamic Bank	BNAI	0.620	0.620
Union Bank of Iraq	BUOI	0.210	0.220
Kurdistan International Bank	BKUI	0.900	0.900
Al-Taif Islamic Bank	BTIB	0.700	0.700
Insurance Sector			
Gulf Insurance	NGIR	0.400	0.400
Services Sector			
Rehab Karbala	HKAR	0.800	0.800
Al-Nukhba for construction	SNUC	0.670	0.700
Industry Sector			
Al -Khazer Road for Construction Material	IKHC	2.500	2.500
Iraqi For Tufted Carpets	IITC	15.000	15.000
Modern Sewing	IMOS	10.490	10.490
Hotels Sector			
Tourist Village of Mosul dam	HTVM	11.000	11.000
Babylon Hotel	HBAY	110.000	110.000
National for Tourist Investment	HNTI	10.770	10.770
Agriculture Sector			
Middle East for Production- Fish	AMEF	7.400	7.400
Agricultural Products Meat	AIPM	4.750	23.250
Company Names	Code	Previous Average Price	Closing Price
Banks Sector			
World Islamic Bank	BWOR	1.000	1.000
Arabiya Islamic Bank	BAAI	1.000	1.000
Zain Al-Iraq Islamic Bank	BZII	0.340	0.340
Al-Qurtas Islamic Bank	BQUR	1.000	1.000
Arabiya Islamic Bank	BAAI	1.000	1.000
Al Janoob Islamic Bank Investment	BJAB	1.000	1.000
Ameen Al Iraq Islamic Bank	BAME	1.000	1.000
International Development Bank	BIDB	1.000	1.000
Al- Qabidh Islamic Bank	BQAB	0.240	0.240
Al Anssari Islamic Bank	BANS	1.000	1.000
Iraq Noor Islamic Bank	BINI	1.050	1.050
Erbil Bank	BERI	0.110	0.110
Trust International Islamic Bank	BTRU	0.750	0.750
Trans Iraq Bank for Investment	BTRI	0.740	0.740
AL- Mashreq al-Arabi Islamic Bank	BAMS	-	-
Region Trade Bank	BRTB	1.000	1.000
Al Mustashar Bank	BMUI	1.000	1.000
Erbil Bank	BERI	0.110	0.110
International Islamic Bank	BINT	0.270	0.270
Al Attaa Islamic Bank	BLAD	0.140	0.140
Credit Bank	BROI	0.950	0.950
Insurance Sector			
Alahliya For Insurance	NAHF	0.330	0.330
Al -Hamraa Insurance	NHAM	0.950	0.950

Investment Sector			
Al-Zawraa for Financial Investment	VZAF	0.180	0.180
AL-Wiaam for Financial Investment	VWIF	0.310	0.350
Bain Al-Nahrain Financial Investment	VMES	0.900	0.900
Services Sector			
Ibdaa Al-Sharq Al-Awsat	SIBD	1.000	1.000
Al-Ameen Estate Investment	SAEI	2.670	2.670
Industry Sector			
Baghdad for Packing Materials	IBPM	2.230	3.120
Fallujah for construction Materials	IFCM	3.550	3.550
National Furniture Industries	IHFI	2.300	2.300
Modern chemical industries	IMCI	100.000	100.000
Hotels Sector			
Ashour Hotel	HASH	16.000	16.000
Agriculture Sector			
Al-Ribas for Poultry and Fodder	AREB	-	-
Company Names	Code	Previous Average Price	Closing Price
Banks Sector			
Babylon Bank	BBAY	0.090	0.090
Services Sector			
General Transportation	SIGT	0.950	0.950
AL-Badia for General Trans	SBAG	0.600	0.600
IndustrySector			
Modern Construction Materials	IMCM	0.600	0.600
Electronic Industries	IELI	0.750	0.750
Investment Sector			
AL- Batek Investment	VBAT	0.380	0.380
Alkhair for financial Investment	VKHF	0.200	0.200
Hotels Sector			
Al-Sadeer Hotel	HSAD	28.000	28.000

Iraq Stock Exchange Suspended Companies

Al-Rajih Islamic Bank (BRAJ)	9/19/2021	The trading suspended for not produce the Annual disclosure for 2020 at closing price (1.000) ID.
North Bank (BNOR)	31/10/2022	The trading suspended by ISC decision at closing price (0.070) ID.

Iraq Stock Exchange News of listed companies Thursday 23/5/2024

Companies News

Ashur International Bank (BASH)	General Assembly Meeting will be hold on Wednesday 29/5/2024 at the Aliyada Station to discuss financial statement of 2022 , cash dividend, elect seven members of Administration council . Trading has been suspend on Sunday 26/5/2024 .
Al Janoob Islamic Bank Investment (BJIB)	General Assembly Meeting will be hold on Saturday 1/6/2024 at the company to discuss financial statement of 2023 , cash dividend . Trading has been suspend on Tuesday 28/5/2024 .
Cihan Islamic Bank (BCIH)	General Assembly Meeting will be hold on Friday 7/6/2024 at the company to discuss increasing in company capital according to 55/ First . Trading has been suspend on Tuesday 4/6/2024 .
Gulf Commercial Bank (BGUC)	General Assembly Meeting will be hold on Friday 7/6/2024 at Erbil / Armada Hotel to discuss financial statement of 2023 . Trading has been suspend on Tuesday 4/6/2024 .
National Islamic Bank (BNAI)	General Assembly Meeting will be hold on Saturday 8/6/2024 at the company to discuss financial statement of 2023 , increasing in company capital from 301 billion to 351 billion according to 55/ First & second. Trading has been suspend on Tuesday 4/6/2024 .
Ibdaa Al-Sharq Al-Awsat (SIBD)	General Assembly Meeting will be hold on Tuesday 11/6/2024 at the Iraqi Middle East Bank to resign the Auditors and elect new one . Trading has been suspend on Thursday 6/6/2024 .
out of trading	
Babil Animal&vegetable Products (ABAP)	General Assembly Meeting will be hold on Sunday 19/5/2024 at the Al Jadriya to discuss financial statement of 2021,2022 , cash dividend , discuss the deficit Trading has been suspend on Thursday 7/12/2023 .
Iraqi Land Transport (SILT)	General Assembly Meeting will be hold on Wednesday 6/3/2024 at the Trade Ministry VIP Hall to resign the current board of Administration and elect new five board of Administration .Trading has been suspend on Sunday 3/3/2024.
Al-Ameen for Financial Investment (AFI)	General Assembly Meeting will be hold on Tuesday 28/5/2024 at the company to discuss financial statement of 2023 , discuss the deficit . Trading has been suspend on Thursday 23/5/2024 .